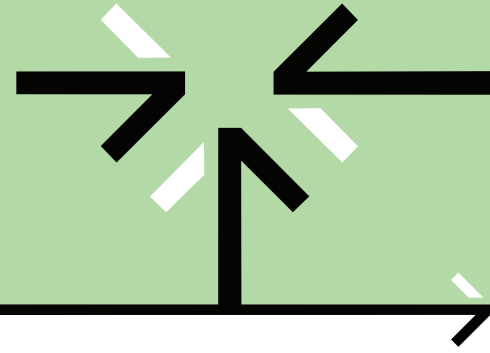


Sage Data & Analytics for Sage X3



Solution Factsheet

Running a business is hard. Connecting data shouldn't be.

Eliminate the complexity of traditional analytics and reporting with simplified **data management** for the **business user**. Leverage pre-built data models, dashboards, and financial reports to get immediate insights.

Get your data preparation right and transform your business intelligence with **Sage Data & Analytics, powered by Zap**.

Zap Data Hub **consolidates, reconciles, and enriches** your data. It sources data from Sage X3, consolidating across companies with support for full cross-module reporting.

Get the complete picture by integrating your Sage X3 data with industry leading CRMs, HRMs, and best-of-breed SaaS tools.

Compatible Versions

- Sage X3

Core Modules

- Account Receivable
- Account Payable
- General Ledger
- Inventory
- Manufacturing
- Purchasing
- Sales

Visualisation Engine

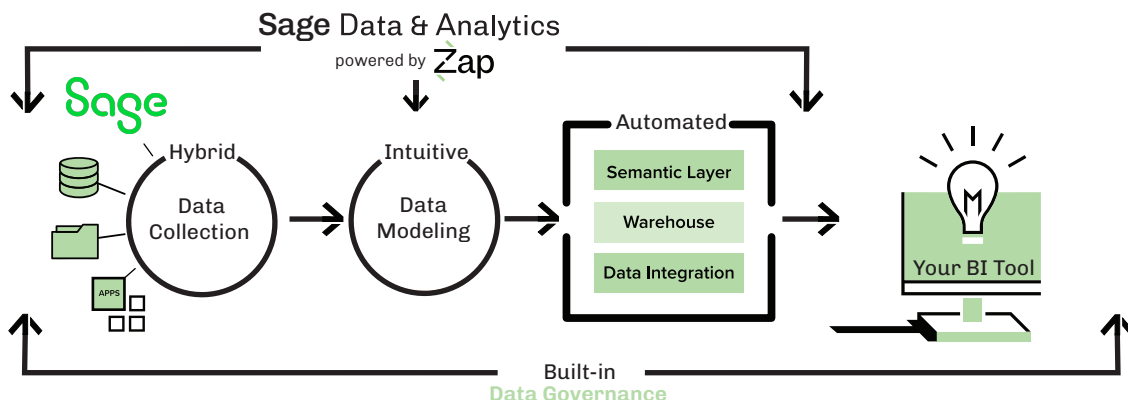
- Data Hub Analytics
- Power BI
- Excel

Security Features

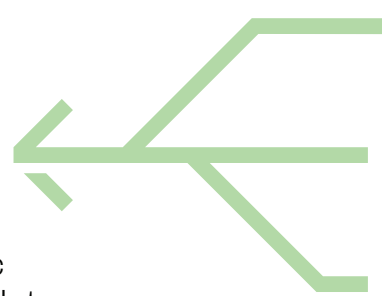
- Enterprise-grade role-based access control
- Resource and data-level security
- BYO auth with Azure Entra ID, Okta, and SAML support

The Benefits of Zap Data Hub for Sage Data & Analytics

- Starting from Sage X3, Sage Data & Analytics, powered by Zap, allows your team to invest in modern analytic tools.
- Analyse cross-module, across data silos. Don't let boundary silos get in the way of a good data story!
- Sage Data & Analytics, powered by Zap, lets you leverage a **single analytic tool** for all your **financial reporting and dashboard** requirements.
- Power BI or our own Data Hub Analytics



Sage Data & Analytics X3 Integration:



Automated data collection

Optimized connectivity to Sage X3 that lets you sync all your customizations as well as add in any extra data source your business utilizes, wherever your data resides.



Intuitive and powerful data modelling

Data management features to help bring in other data sources. This provides the ability to merge data and analyze your complete business.



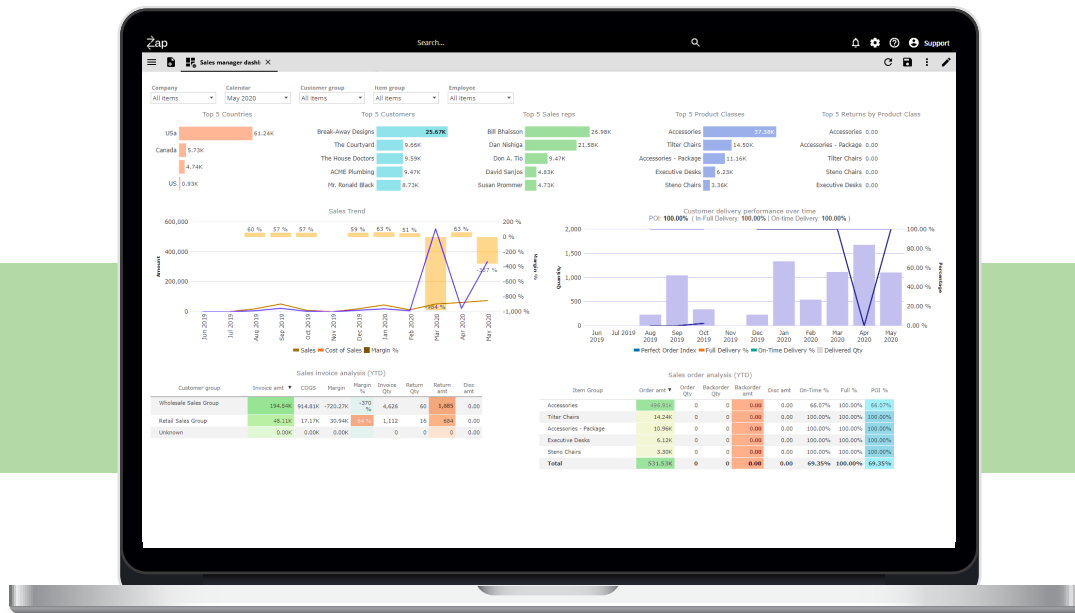
Automated data-warehouse generation and aggregated semantic layer

In addition to data modelling, Sage Data & Analytics, powered by Zap, automatically generates the data warehouse and optimizes your experience by aggregating your data and presenting it in the most user-friendly and effective manner.



Data presented within Zap Data Hub or your analytic tool of choice

The Zap Data Hub provides integrated analytic capabilities for highly interactive visualizations and flexible financial reporting. Pre-built analytics available in Sage Data & Analytics, and Power BI, can be customized, extended, embedded, or distributed.



Want to know more?

To learn more, please contact sales@synergerp.com or visit www.synergerp.com